

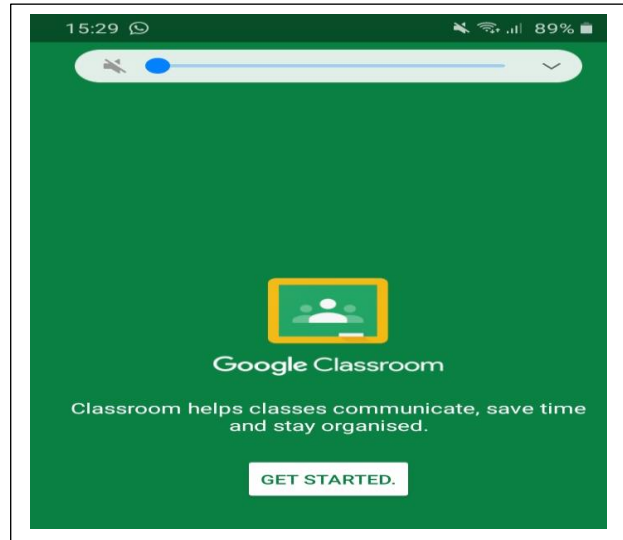
Google Classroom – Getting in to the classroom V2

Getting in to the classroom V1 covers will get you logged in from a laptop. In order to log in from some other devices (eg. a mobile phone), you may need to use the following instructions.

Download Google Classroom from your app store.

When downloaded you will see a screen similar to this one.

Click to get started.



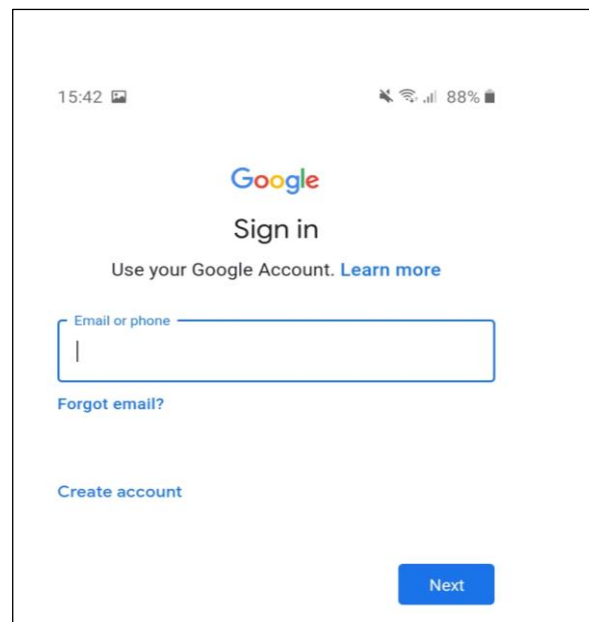
You are likely to encounter a screen that looks like this one.

This screen requires a slightly different login to reach your destination!

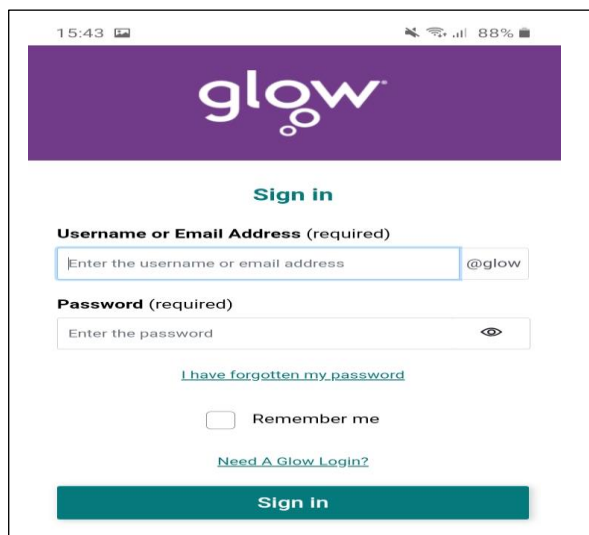
Here you must insert *the same information shown in your child's email address before the @ sign* BUT after the @ sign onwards here must read as follows:

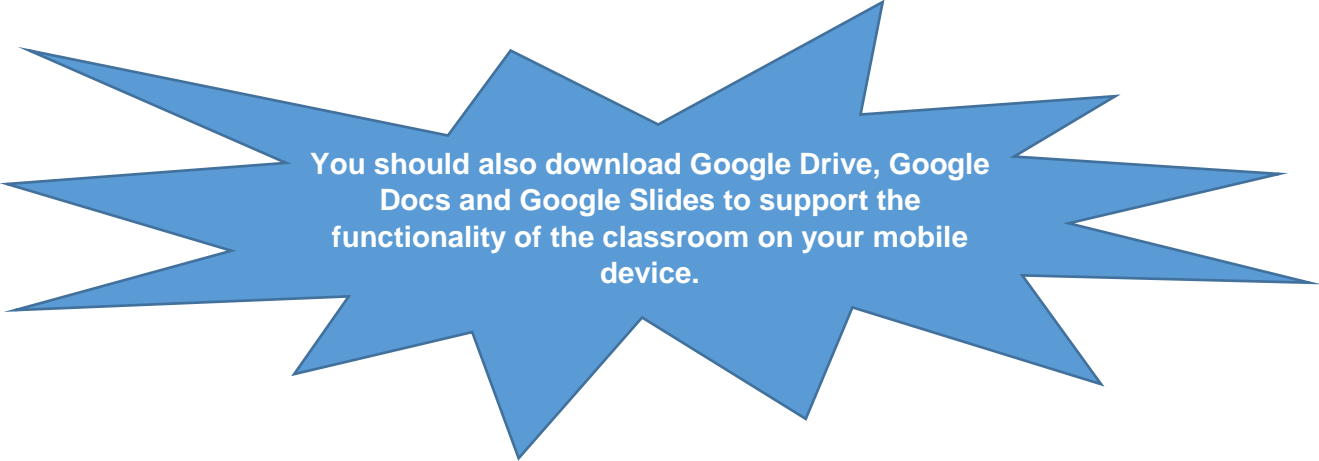
@sl.glow.scot

The password will just be exactly the same as shown in the diary.



When you land on the screen shown to the right, you should enter the username (email address) and password, exactly as they are shown in your child's diary.





You should also download Google Drive, Google Docs and Google Slides to support the functionality of the classroom on your mobile device.

When you have reached this point, you should refer back to **Helpsheet 1 – Accessing the Google Classroom V1 for the next few steps to access the classroom.** The screens will look slightly different on a mobile than on a laptop but the difference is not big enough to require a different set of instructions. **The remainder of Helpsheet 1 will get you in to your child's Google Classroom.**

Thank you and well done! 😊