


Colour the sunshine. Cut around the edge. Cut along the faint lines and *STOP* at the inner circle. Use shades of yellow/orange/reds for colouring.

Bend very carefully every other ray of sunshine inwards. This just gives it a 3 d effect.


Hang around your home/classroom or hang in your window to brighten someone's day!



Colour the
sunshine. Cut
around the edge.
Cut along the faint
lines and *STOP*
at the inner circle.
Use shades of
yellow/orange/reds
for colouring.

Bend very carefully
every other ray of
sunshine inwards.
This just gives it a
3 d effect.


Hang around your
home/classroom or
hang in your
window to brighten
someone's day!



Colour the
sunshine. Cut
around the edge.
Cut along the faint
lines and *STOP*
at the inner circle.
Use shades of
yellow/orange/reds
for colouring.

Bend very carefully
every other ray of
sunshine inwards.
This just gives it a
3 d effect.

Hang around your
home/classroom or
hang in your
window to brighten
someone's day!



Colour the sunshine. Cut around the edge. Cut along the faint lines and STOP at the inner circle. Use shades of yellow/orange/reds for colouring.

Bend very carefully every other ray of sunshine inwards. This just gives it a 3 d effect.

Hang around your home/classroom or hang in your window to brighten someone's day!

